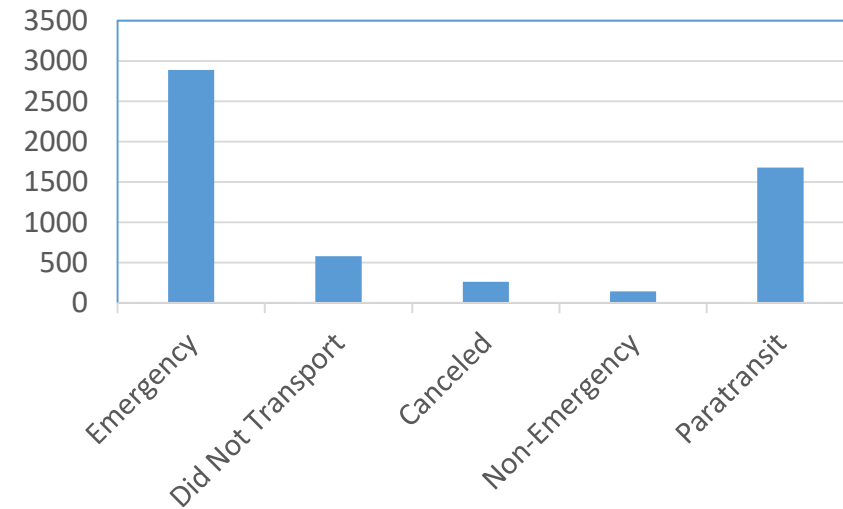


Ephrata Community Ambulance Association

Annual Operations Report

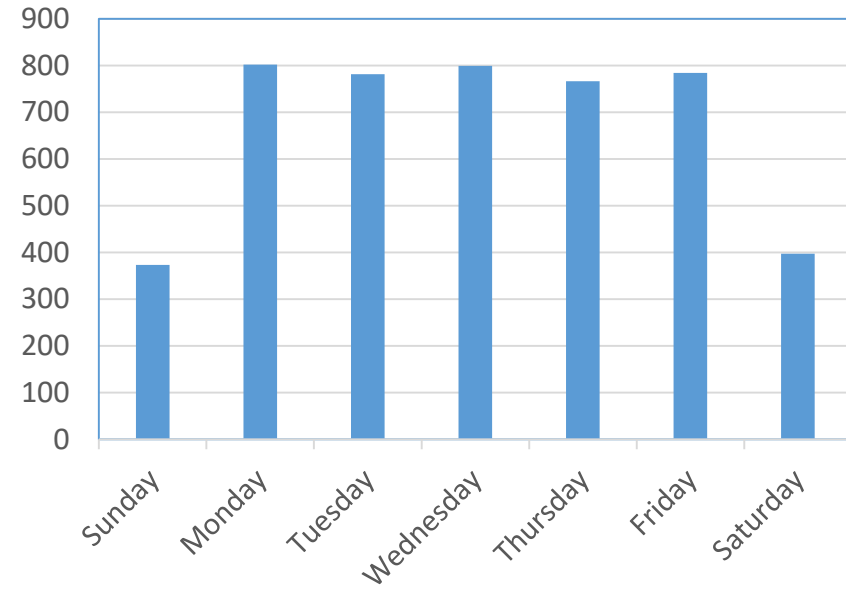
2018

Calls by Type	Quantity
Emergency	2889
Did Not Transport	581
Call Canceled	262
Non-Emergency	142
Paratransit	1678
Total Calls	4709

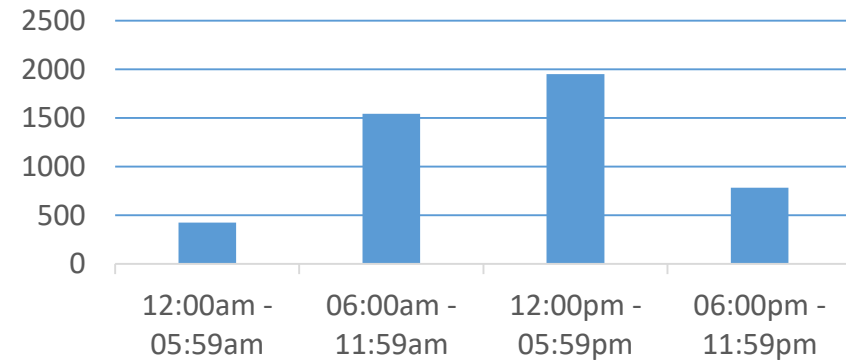


Time in Service = 4046 hours and 46 minutes

Calls by Day of Week	Quantity
Sunday	373
Monday	802
Tuesday	781
Wednesday	799
Thursday	766
Friday	784
Saturday	397



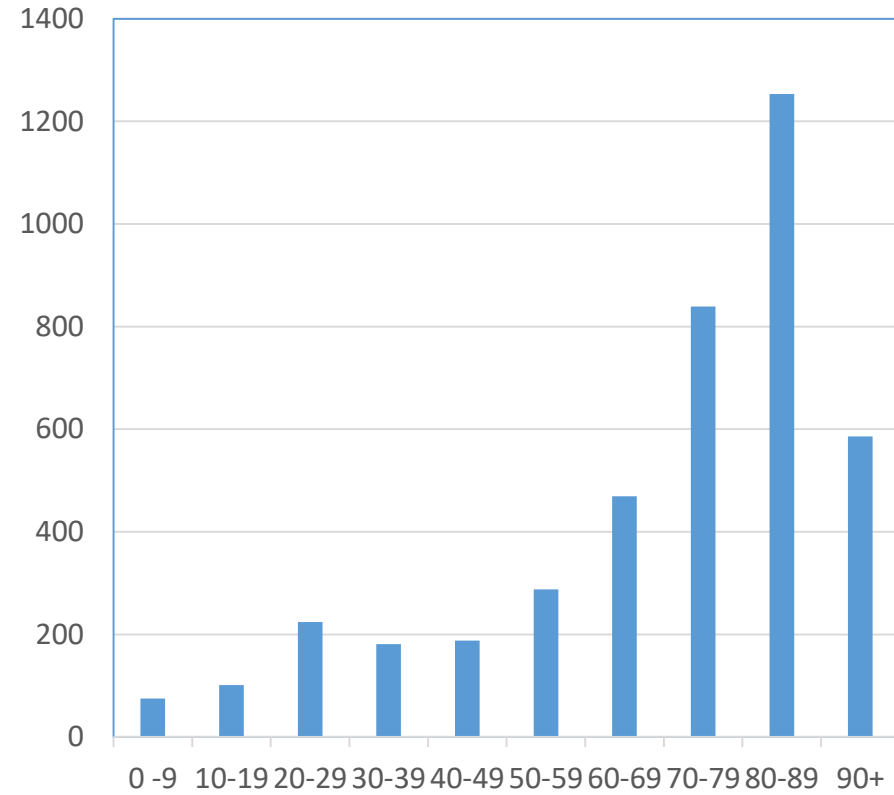
Calls by Time of Day	Quantity
12:00am – 05:59am	424
06:00am – 11:59am	1544
12:00pm – 05:59pm	1951
06:00pm – 11:59pm	782



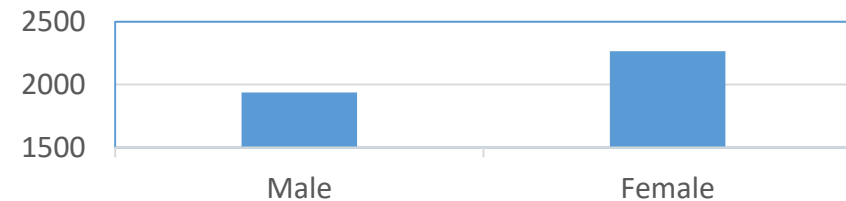
Call Location by Municipality	Quantity
Ephrata Borough	2096
Ephrata Township	1366
Akron Borough	217
Clay Township	206
West Earl Township	88
West Cocalico Township	29
Earl Township	9
Lancaster City	91
Other	600

Call Location by Location Type	Quantity
Residence	1614
Wellspan ECH	535
Other Hospitals	164
Extended Care Facilities	921
Doctor's Office	754
Church	1
School	19
Business	197
Public Place	44
Recreation Site	20
Highway / Street	341
Other	77

Age of Patient	Quantity
Newborn – 9	75
10 – 19	101
20 – 29	224
30 – 39	181
40 – 49	188
50 – 59	288
60 – 69	469
70 – 79	839
80 – 89	1253
90 and over	586



Sex of Patient	Quantity
Male	1938
Female	2266



Ambulance Crew	Responses	Ambulance Unit	Mileage
First crew	2476	Ambulance #1	13112
Second crew	482	Ambulance #2	9128
Third crew	73	Ambulance #3	13563
Fourth crew	4	Ambulance #4	1076
Total	3035	Total	36879

Paratransit Van	Responses	Mileage
#1	338	5455
#2	598	8601
#3	324	4756
#4	147	2187
#5	260	4062
Total	1667	25061

ECAA Vehicle Totals	4702	61940
----------------------------	-------------	--------------

Destination Hospital	Quantity
Wellspan Ephrata Community Hospital	1577
Lancaster General Hospital	379
UPMC Pinnacle Lititz	21
UPMC Pinnacle Lancaster	8
Reading Hospital & Medical Center	630
Lebanon VA	1
Hershey Medical Center	67
Other	104

Calls Assisted by Paramedics	Quantity
Medic 04-10/20	1355
Medic 04-30	40
Medic 04-40	22
Medic 85	20
Medic 86	23
Medic 82	3
Medic 06	0
Total	1463

Calls Assisted by Fire Departments	Quantity
Station 12 (Akron)	61
Station 15 (Ephrata)	117
Station 16 (Lincoln)	100
Station 19 (Schoeneck)	12
Station 29 (West Earl)	13
Station 35 (Farmersville)	10
Others	95
Total	408

Calls with non-ECAA BLS units	Quantity
Assisting non-ECAA BLS units	10
Covering for non-ECAA BLS units	75
Assisted by non-ECAA BLS units	38
Covered by non-ECAA BLS units	173

Calls Assisted by Police Departments	Quantity
Ephrata PD	547
Akron PD	91
West Earl PD	37
Northern Lancaster Regional PD	66
East Cocalico PD	11
PA State Police	14
Total	766

Call Crew Structure	Quantity
Paid	3902
Volunteer	411
Paid / Vol Combination	389

Non-Emergency Calls	Quantity
Public Service	20
Standbys	23
Training	0

Type of Emergency	Quantity
Abrasion/Laceration	70
Burns	5
Cardiac Arrest	36
Cardiac Symptoms	197
Choking	10
CVA (Stroke)	53
Diabetic	60
Difficult breathing	184
DOA	12
Emergency transfer	165
Emotional problem	89
Fall victim	195
Fire call	47
Fracture/Injury	202

Type of Emergency	Quantity
Hemorrhaging	46
Maternity	8
MVA – Motorcycle	8
MVA – Cars/trucks	144
Nausea	104
Overdose	80
Pain	390
Pedestrian struck	15
Seizures	82
Syncope/vertigo	101
Unresponsive	109
Vomiting	107
Weakness	267
Other	104