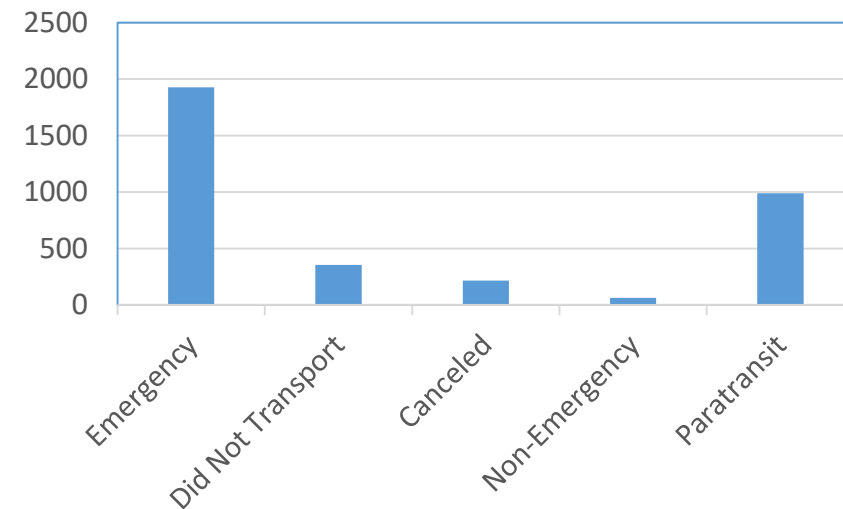


Ephrata Community Ambulance Association

Annual Operations Report

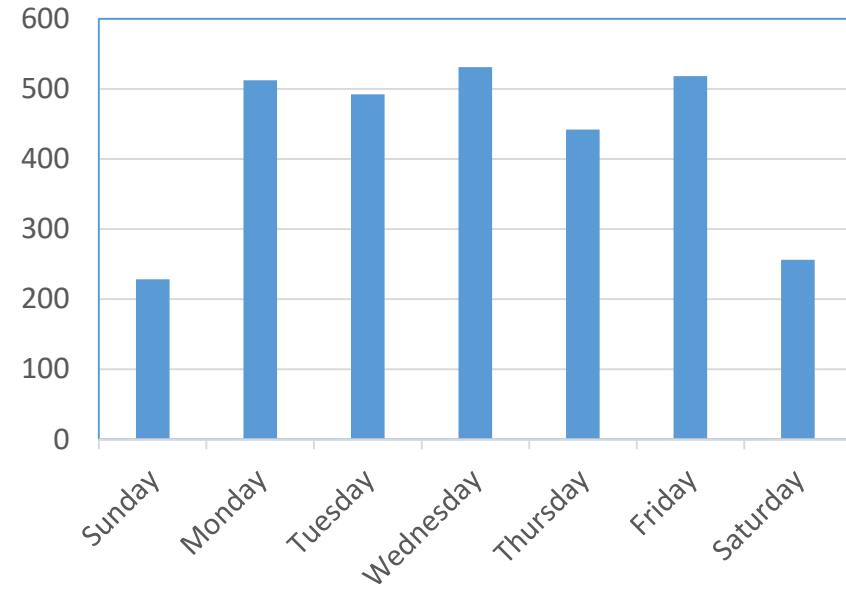
YTD through August 2019

Calls by Type	Quantity
Emergency	1928
Did Not Transport	355
Call Canceled	215
Non-Emergency	63
Paratransit	988
Total Calls	2979

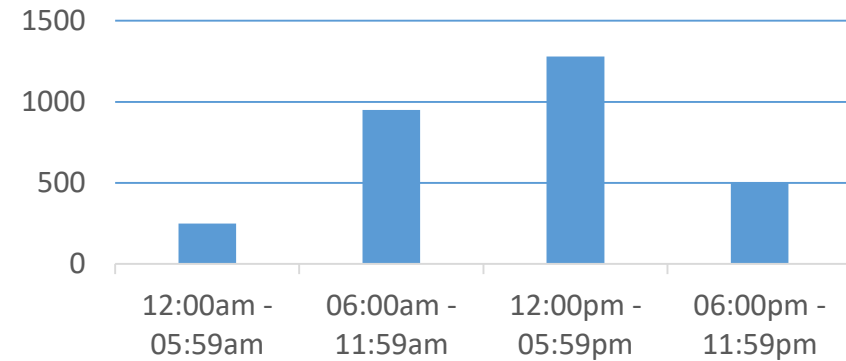


Time in Service = 2694 hours and 0 minutes

Calls by Day of Week	Quantity
Sunday	228
Monday	512
Tuesday	492
Wednesday	531
Thursday	442
Friday	518
Saturday	256



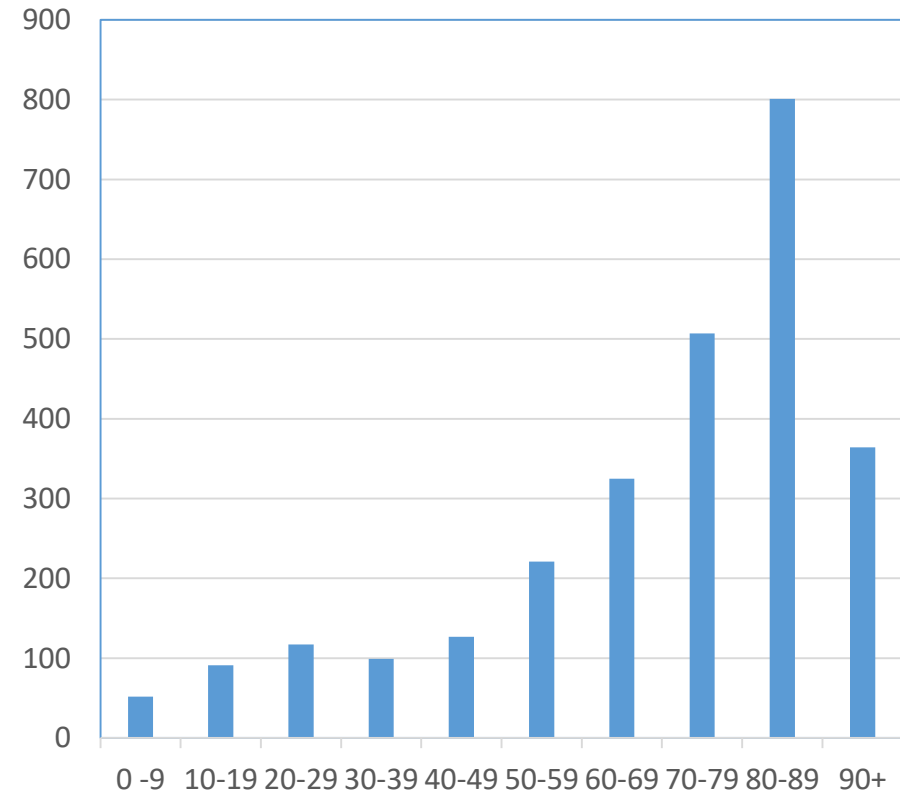
Calls by Time of Day	Quantity
12:00am – 05:59am	250
06:00am – 11:59am	950
12:00pm – 05:59pm	1280
06:00pm – 11:59pm	499



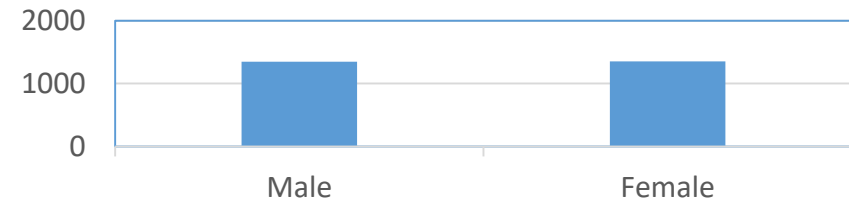
Call Location by Municipality	Quantity
Ephrata Borough	1451
Ephrata Township	798
Akron Borough	110
Clay Township	140
West Earl Township	78
West Cocalico Township	16
Earl Township	4
East Cocalico Township	147
East Hempfield Township	48
Lancaster City	80
Other	107

Call Location by Location Type	Quantity
Residence	1044
Wellspan ECH	429
Other Hospitals	93
Extended Care Facilities	526
Doctor's Office	450
Church	1
School	15
Business	131
Public Place	27
Recreation Site	20
Highway / Street	212
Other	31

Age of Patient	Quantity
Newborn – 9	52
10 – 19	91
20 – 29	117
30 – 39	99
40 – 49	127
50 – 59	221
60 – 69	325
70 – 79	507
80 – 89	801
90 and over	364



Sex of Patient	Quantity
Male	1350
Female	1354



Ambulance Crew	Responses	Ambulance Unit	Mileage
First crew	1697	Ambulance #1	4262
Second crew	272	Ambulance #2	10491
Third crew	22	Ambulance #3	9665
Fourth crew	0	Ambulance #4	668
Ambulances Total	1991	Total	25076

Paratransit Van	Responses	Mileage
#1	208	3266
#2	577	8265
#3	172	2840
#4	31	401
Vans Total	988	14772

ECAA Squad Vehicle Total		1223
---------------------------------	--	-------------

ECAA Vehicle Totals	2979	41071
----------------------------	-------------	--------------

Destination Hospital	Quantity
WellSpan Ephrata Community Hospital	1039
Lancaster General Hospital	264
UPMC Pinnacle Lititz	13
UPMC Pinnacle Lancaster	4
Hershey Medical Center	54
Reading Hospital & Medical Center	20
WellSpan York	23
WellSpan Good Samaritan	3
Lebanon VA	0
Helicopter Landing Zone	19
Other	44

Calls Assisted by Paramedics	Quantity
Medic 04-10/20	987
Medic 04-30	25
Medic 04-40	17
Medic 85	11
Medic 86	9
Medic 82	1
Medic 06	0
Total	1050

Calls Assisted by Fire Departments	Quantity
Station 12 (Akron)	23
Station 15 (Ephrata)	80
Station 16 (Lincoln)	73
Station 19 (Schoeneck)	6
Station 29 (West Earl)	14
Station 35 (Farmersville)	8
Others	65
Total	269

Calls with non-ECAA BLS units	Quantity
Assisting non-ECAA BLS units	21
Covering for non-ECAA BLS units	70
Assisted by non-ECAA BLS units	10
Covered by non-ECAA BLS units	155

Calls Assisted by Police Departments	Quantity
Ephrata PD	306
Akron PD	39
West Earl PD	24
Northern Lancaster Regional PD	45
East Cocalico PD	9
PA State Police	7
Total	430

Call Crew Structure	Quantity
Paid	2498
Volunteer	250
Paid / Vol Combination	231

Non-Emergency Calls	Quantity
Public Service	0
Standbys	5
Training	0

Type of Emergency	Quantity
Abrasion/Laceration	19
Burns	5
Cardiac Arrest	21
Cardiac Symptoms	118
Choking	6
CVA (Stroke)	36
Diabetic	39
Difficult breathing	133
DOA	5
Emergency transfer	136
Emotional problem	77
Fall victim	107
Fire call	34
Fracture/Injury	265

Type of Emergency	Quantity
Hemorrhaging	32
Maternity	1
MVA – Motorcycle	6
MVA – Cars/trucks	84
Nausea	69
Overdose	46
Pain	247
Pedestrian struck	9
Seizures	53
Syncope/vertigo	56
Unresponsive	53
Vomiting	50
Weakness	166
Other	55