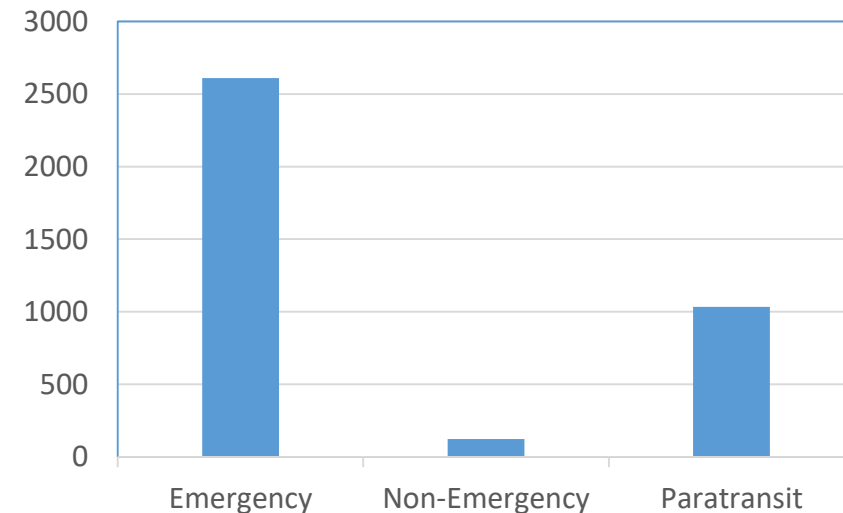


Ephrata Community Ambulance Association

Annual Operations Report

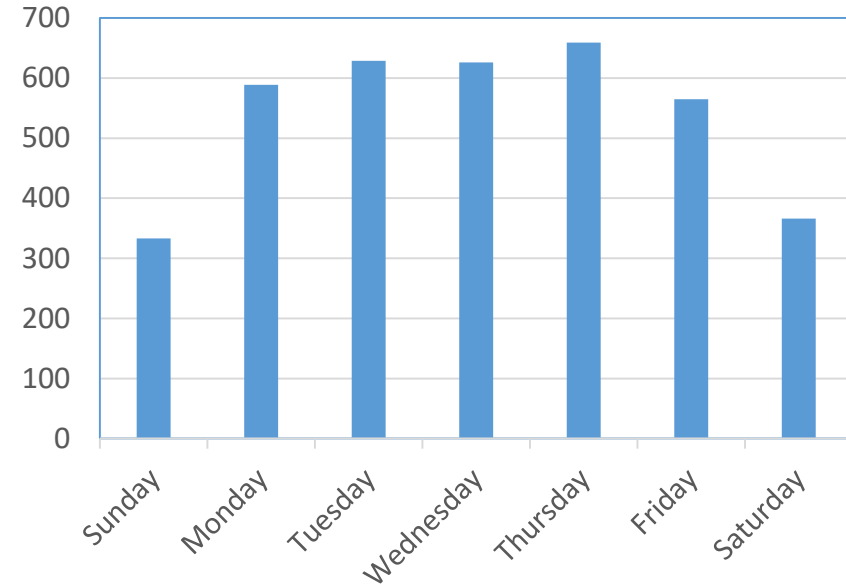
2020

Calls by Type	Quantity	%
Emergency	2609	69.3
Did Not Transport	394	15.1
Call Canceled	348	13.3
Non-Emergency	124	3.3
Transports	114	91.9
Standbys	10	8.1
Paratransit	1034	27.4
Total Calls	3767	

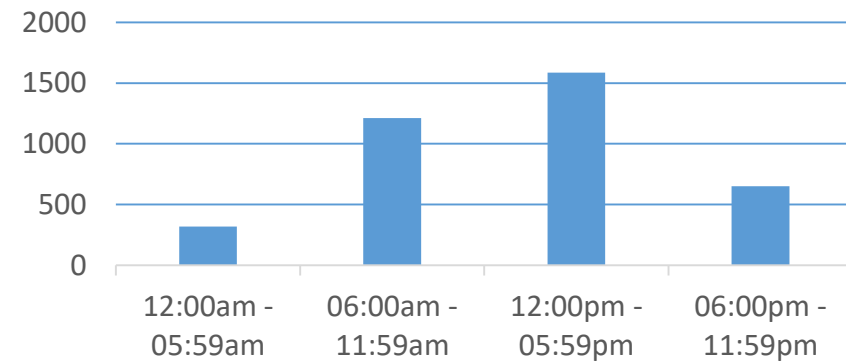


Time in Service = 3317 hours and 10 minutes

Calls by Day of Week	Quantity	%
Sunday	333	8.8
Monday	589	15.6
Tuesday	629	16.7
Wednesday	626	16.6
Thursday	659	17.5
Friday	565	15.0
Saturday	366	9.7



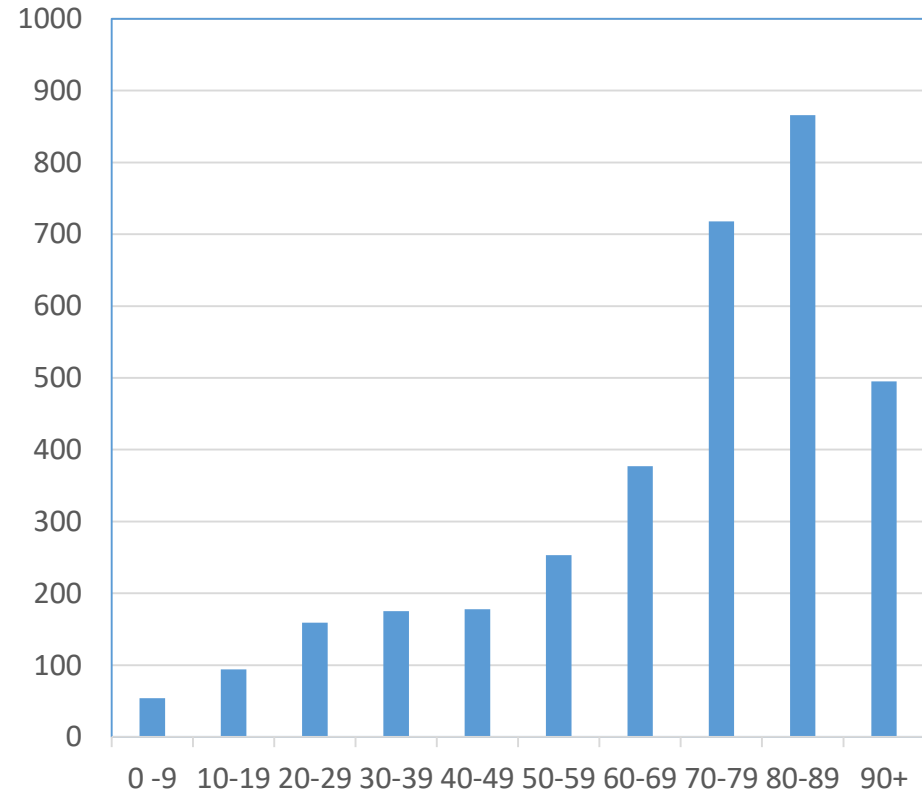
Calls by Time of Day	Quantity	%
12:00am – 05:59am	319	8.5
06:00am – 11:59am	1211	32.1
12:00pm – 05:59pm	1585	42.1
06:00pm – 11:59pm	652	17.3



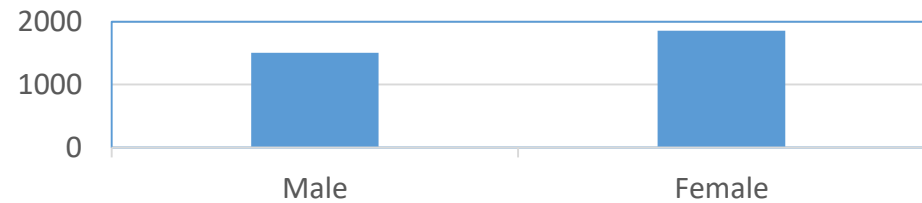
Call Location by Municipality	Quantity	%
Ephrata Borough	1816	48.2
Ephrata Township	1056	28.0
Akron Borough	199	5.3
Clay Township	167	4.4
West Earl Township	108	2.9
West Cocalico Township	16	0.4
Earl Township	7	0.2
East Cocalico Township	57	1.5
East Hempfield Township	84	2.2
Lancaster City	123	3.3
Other	134	3.6

Call Location by Location Type	Quantity	%
Residence	1652	43.9
Wellspan ECH	494	13.1
Other Hospitals	111	2.9
Extended Care Facilities	595	15.8
Doctor's Office	483	12.8
School	16	0.4
Business	137	3.6
Public Place	28	0.7
Recreation Site	18	0.5
Highway / Street	200	5.3
Other	33	0.9

Age of Patient	Quantity	%
Newborn – 9	54	1.6
10 – 19	94	2.8
20 – 29	159	4.7
30 – 39	175	5.2
40 – 49	178	5.3
50 – 59	253	7.5
60 – 69	377	11.2
70 – 79	718	21.3
80 – 89	866	25.7
90 and over	495	14.7



Sex of Patient	Quantity	%
Male	1509	44.8
Female	1860	55.2



Ambulance Crew	Responses	%	Ambulance Unit	Mileage	%
First crew	2216	81.1	Ambulance #1	9018	29.5
Second crew	442	16.2	Ambulance #2	2859	9.4
Third crew	75	2.7	Ambulance #3	18684	61.1
Ambulances Total	2733		Total	30561	

Paratransit Van	Responses	%	Mileage	%
#1	391	37.8	5682	36.8
#2	54	5.2	857	5.6
#3	589	57.0	8889	57.6
Vans Total	1034		15428	

Squad Vehicle	9	1967
----------------------	----------	-------------

ECAA Totals	3767	47956
--------------------	-------------	--------------

Destination Hospital	Quantity	%
WellSpan Ephrata Community Hospital	1390	69.5
Lancaster General Hospital	384	19.2
UPMC Pinnacle Lititz	35	1.8
Hershey Medical Center	29	1.5
Reading Hospital & Medical Center	28	1.4
WellSpan York	11	0.6
WellSpan Good Samaritan	1	0.1
Lebanon VA	2	0.1
Helicopter Landing Zone	19	1.0
Other	101	5.1

Calls Assisted by Paramedics	Quantity	%
Medic 04-10/20 (WECH)	1333	92.3
Medic 04-30 (WECH)	38	2.6
Medic 04-40 (WECH)	25	1.7
Medic 85 (WCAA)	15	1.0
Medic 86 (NW)	29	2.0
Medic 82 (MTAA)	3	0.2
Medic 06 (LEMSA)	1	0.1
Total	1444	

Calls Assisted by Fire Departments	Quantity	%
Station 12 (Akron)	51	10.3
Station 15 (Ephrata)	133	26.9
Station 16 (Lincoln)	100	20.2
Station 19 (Schoeneck)	12	2.4
Station 29 (West Earl)	32	6.5
Station 35 (Farmersville)	23	4.7
Others	143	28.9
Total	494	

Calls with non-ECAA BLS units	Quantity	%
Assisting non-ECAA BLS units	26	1.0
Covering for non-ECAA BLS units	82	3.1
Assisted by non-ECAA BLS units	18	0.7
Covered by non-ECAA BLS units	257	9.9

Calls Assisted by Police Departments	Quantity	%
Ephrata PD	505	72.2
Akron PD	65	9.3
West Earl PD	48	6.9
Northern Lancaster Regional PD	48	6.9
East Cocalico PD	18	2.6
PA State Police	15	2.1
Total	699	

Call Crew Structure	Quantity	%
Paid	3257	86.5
Volunteer	170	4.5
Paid / Volunteer Combination	340	9.0

Type of Emergency	Quantity	%
Abrasion/Laceration	40	1.5
Burns	4	0.2
Cardiac Arrest	27	1.0
Cardiac Symptoms	155	5.9
Choking	7	0.3
CVA (Stroke)	65	2.5
Diabetic	44	1.7
Difficult breathing	145	5.6
DOA	12	0.5
Emergency transfer	118	4.5
Emotional problem	87	3.3
Fall victim	135	5.2
Fire call	62	2.4
Fracture/Injury	401	15.4

Type of Emergency	Quantity	%
Hemorrhaging	43	1.6
Maternity	2	0.1
MVA – Motorcycle	10	0.4
MVA – Cars/trucks	102	3.9
Nausea	83	3.2
Overdose	95	3.6
Pain	306	11.7
Pedestrian struck	14	0.5
Seizures	45	1.7
Syncope/vertigo	81	3.1
Unresponsive	75	2.9
Vomiting	104	4.0
Weakness	242	9.3
Other	105	4.0

COVID-19 Coronavirus Activity

COVID Positive Patients Transported

