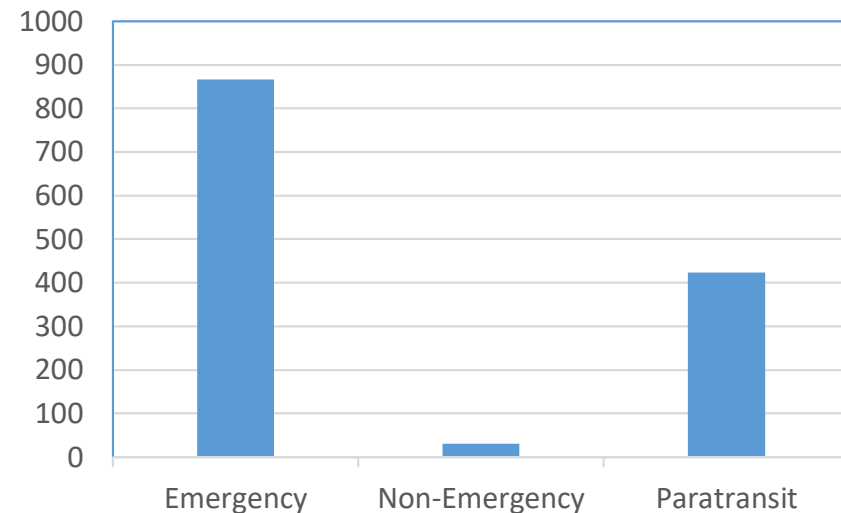


Ephrata Community Ambulance Association

Annual Operations Report

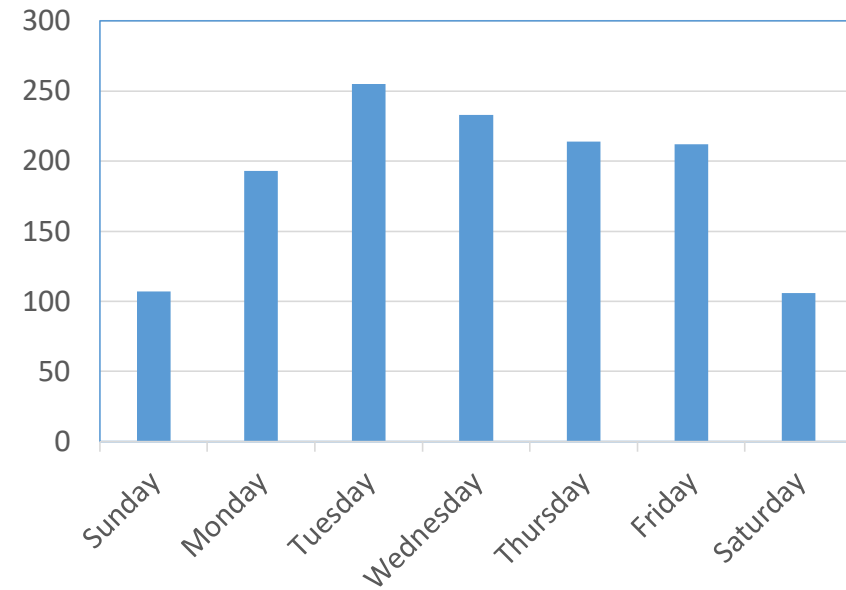
2021 YTD through April

Calls by Type	Quantity	%
Emergency	866	65.6
Did Not Transport	115	13.3
Call Canceled	91	10.5
Non-Emergency	30	2.3
Transports	30	100.0
Standbys	0	0.0
Paratransit	424	32.1
Total Calls	1320	

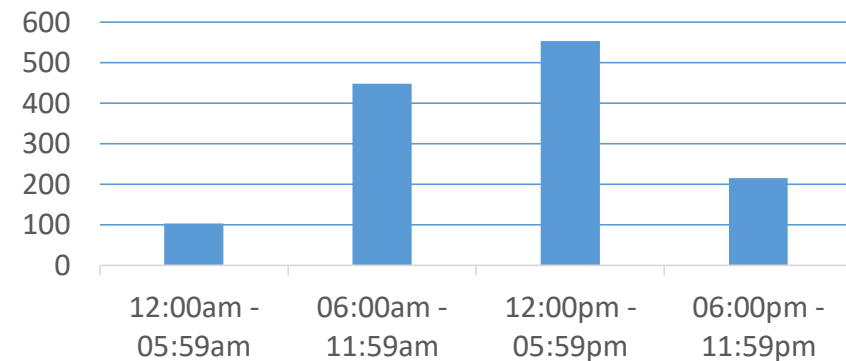


Time in Service = 1156 hours and 38 minutes

Calls by Day of Week	Quantity	%
Sunday	107	8.1
Monday	193	14.6
Tuesday	255	19.3
Wednesday	233	17.7
Thursday	214	16.2
Friday	212	16.1
Saturday	106	8.0



Calls by Time of Day	Quantity	%
12:00am – 05:59am	103	7.8
06:00am – 11:59am	448	33.9
12:00pm – 05:59pm	553	41.9
06:00pm – 11:59pm	216	16.4

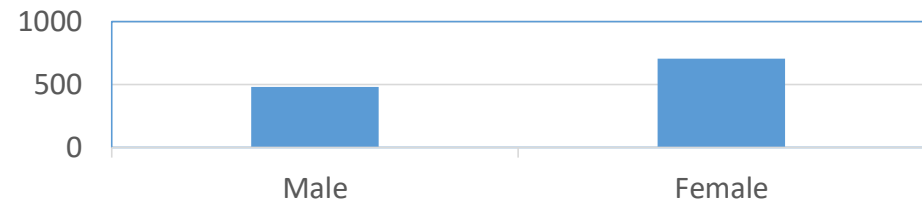
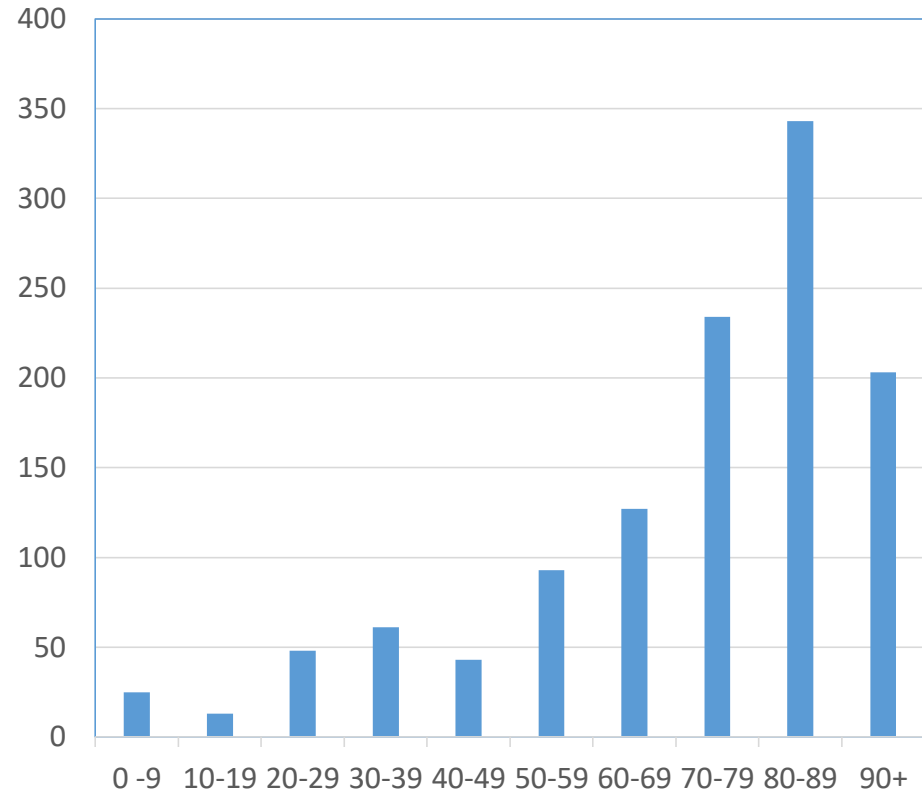


Call Location by Municipality	Quantity	%
Ephrata Borough	603	45.0
Ephrata Township	381	28.4
Akron Borough	67	5.0
Clay Township	59	4.4
West Earl Township	28	2.1
West Cocalico Township	4	0.3
Earl Township	5	0.4
East Cocalico Township	24	1.8
East Hempfield Township	27	2.0
Lancaster City	50	3.7
Other	92	6.9

Call Location by Location Type	Quantity	%
Residence	560	42.4
Wellspring ECH	156	11.8
Other Hospitals	50	3.8
Extended Care Facilities	252	19.1
Doctor's Office	191	14.5
School	1	0.1
Business	55	4.2
Public Place	5	0.4
Recreation Site	2	0.2
Highway / Street	46	3.5
Other	2	0.2

Age of Patient	Quantity	%
Newborn – 9	25	2.1
10 – 19	13	1.1
20 – 29	48	4.0
30 – 39	61	5.1
40 – 49	43	3.6
50 – 59	93	7.8
60 – 69	127	10.7
70 – 79	234	19.7
80 – 89	343	28.8
90 and over	203	17.1

Sex of Patient	Quantity	%
Male	482	40.5
Female	708	59.5



Ambulance Crew	Responses	%	Ambulance Unit	Mileage	%
First crew	765	85.4	Ambulance #1	2016	21.9
Second crew	125	14.0	Ambulance #2	308	3.4
Third crew	6	0.7	Ambulance #3	6868	74.7
Ambulances Total	896		Total	9192	

Paratransit Van	Responses	%	Mileage	%
#1	130	30.7	1593	29.3
#2	51	12.0	726	913.3
#3	243	57.3	3121	57.4
Vans Total	424		5440	

Squad Vehicle	2	709
----------------------	----------	------------

ECAA Totals	1320	15341
--------------------	-------------	--------------

Destination Hospital	Quantity	%
WellSpan Ephrata Community Hospital	473	73.9
Lancaster General Hospital	116	18.1
UPMC Pinnacle Lititz	6	0.9
Hershey Medical Center	2	0.3
Reading Hospital & Medical Center	7	1.1
WellSpan York	5	0.8
WellSpan Good Samaritan	2	0.3
Lebanon VA	0	0.0
Helicopter Landing Zone	2	0.3
Other	27	4.2

Calls Assisted by Paramedics	Quantity	%
Medic 04-10/20 (WECH)	461	93.1
Medic 04-30 (WECH)	12	2.4
Medic 04-40 (WECH)	12	2.4
Medic 85 (WCAA)	2	0.4
Medic 86 (NWEMS)	8	1.6
Medic 82 (MTAA)	0	0.0
Medic 06 (LEMSA)	0	0.0
Total	495	

Calls Assisted by Fire Departments	Quantity	%
Station 12 (Akron)	18	11.2
Station 15 (Ephrata)	44	27.3
Station 16 (Lincoln)	42	26.1
Station 19 (Schoeneck)	1	0.6
Station 29 (West Earl)	8	5.0
Station 35 (Farmersville)	7	4.3
Others	41	25.5
Total	161	

Calls with non-ECAA BLS units	Quantity	%
Assisting non-ECAA BLS units	12	1.4
Covering for non-ECAA BLS units	33	3.8
Assisted by non-ECAA BLS units	5	0.6
Covered by non-ECAA BLS units	126	14.5

Calls Assisted by Police Departments	Quantity	%
Ephrata PD	171	74.7
West Earl PD	32	14.0
Northern Lancaster Regional PD	15	6.6
East Cocalico PD	9	3.9
PA State Police	2	0.9
Total	229	

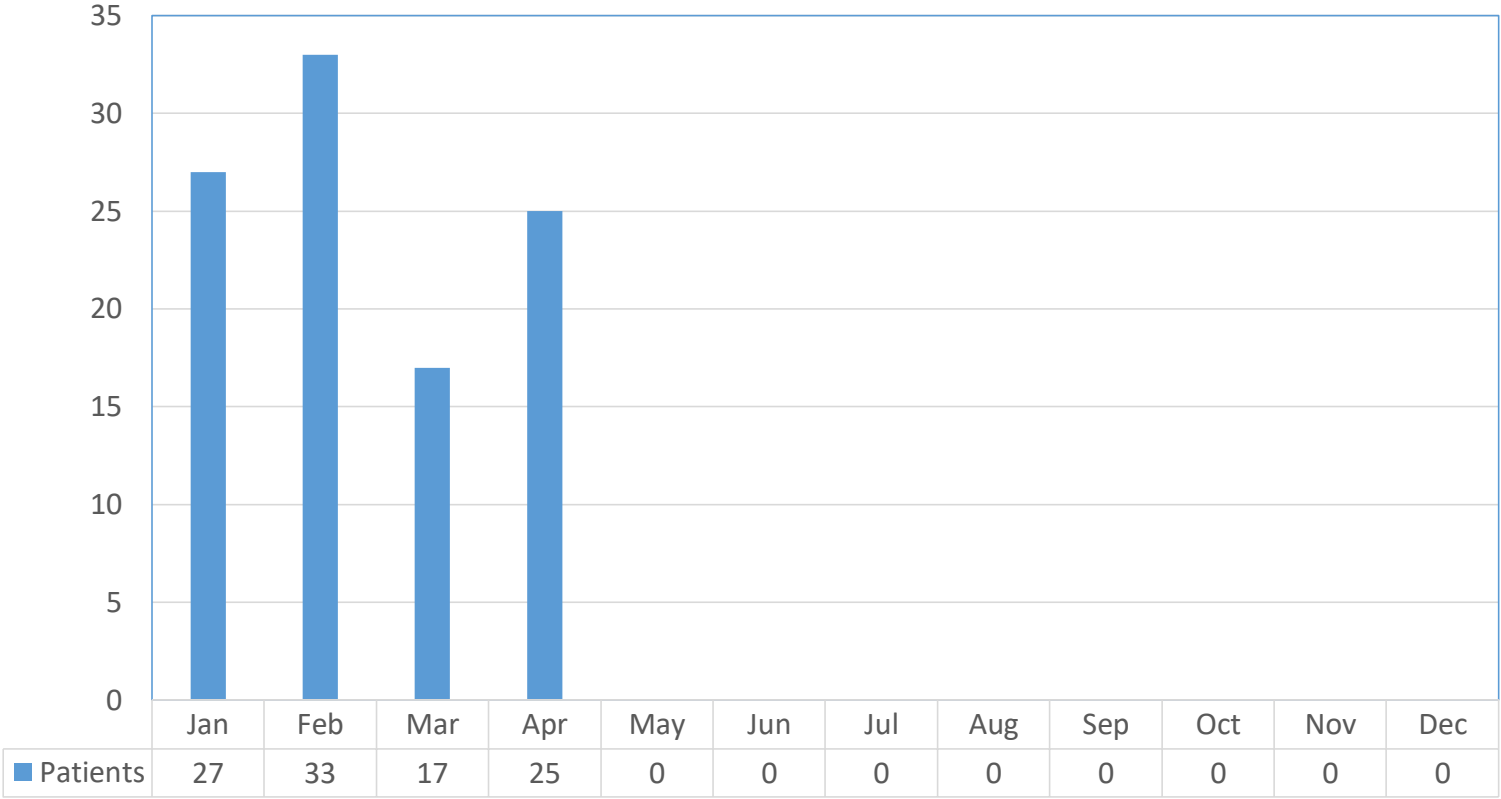
Call Crew Structure	Quantity	%
Paid	1148	87.0
Volunteer	39	3.0
Paid / Volunteer Combination	133	10.1

Type of Emergency	Quantity	%
Abrasion/Laceration	9	1.0
Burns	2	0.2
Cardiac Arrest	9	1.0
Cardiac Symptoms	46	5.3
Choking	1	0.1
CVA (Stroke)	17	2.0
Diabetic	9	1.0
Difficult breathing	74	8.5
DOA	3	0.3
Emergency transfer	33	3.8
Emotional problem	21	2.4
Fall victim	50	5.8
Fire call	21	2.4
Fracture/Injury	117	13.5

Type of Emergency	Quantity	%
Hemorrhaging	11	1.3
Maternity	1	0.1
MVA – Motorcycle	1	0.1
MVA – Cars/trucks	35	4.0
Nausea	34	3.9
Overdose	24	2.8
Pain	87	10.0
Pedestrian struck	4	0.5
Seizures	15	1.7
Syncope/vertigo	41	4.7
Unresponsive	24	2.8
Vomiting	26	3.0
Weakness	79	9.1
Other	72	8.3

COVID-19 Coronavirus Activity

COVID Positive Patients Transported



YTD = 102