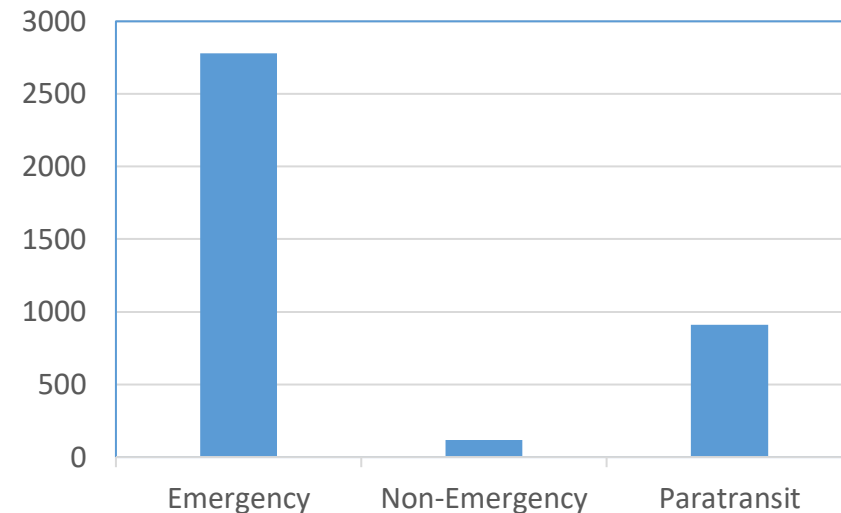


Ephrata Community Ambulance Association

Annual Operations Report

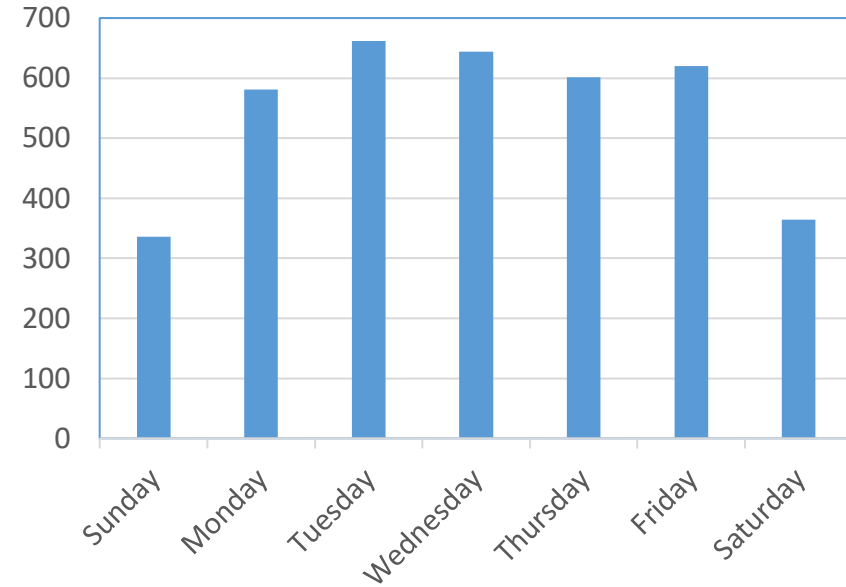
2022

Calls by Type	Quantity	%
Emergency	2778	73.0
Did Not Transport	386	13.9
Call Canceled	351	12.6
Non-Emergency	118	3.1
Transports	95	80.5
Standbys	23	19.5
Paratransit	912	23.9
Total Calls	3808	

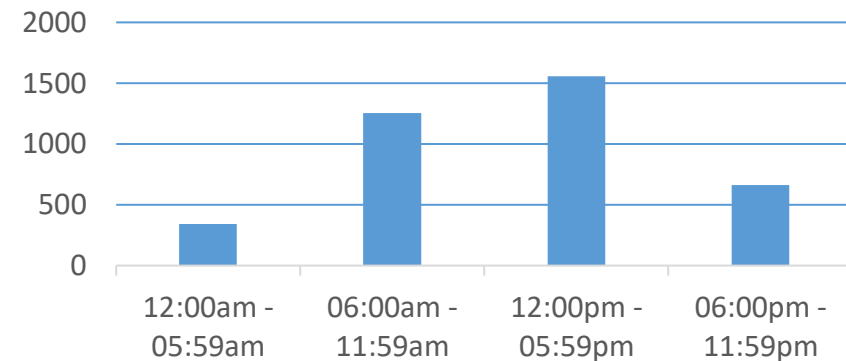


Time in Service = 3111 hours and 38 minutes

Calls by Day of Week	Quantity	%
Sunday	336	8.8
Monday	581	15.3
Tuesday	662	17.4
Wednesday	644	16.9
Thursday	601	15.8
Friday	620	16.3
Saturday	364	9.6



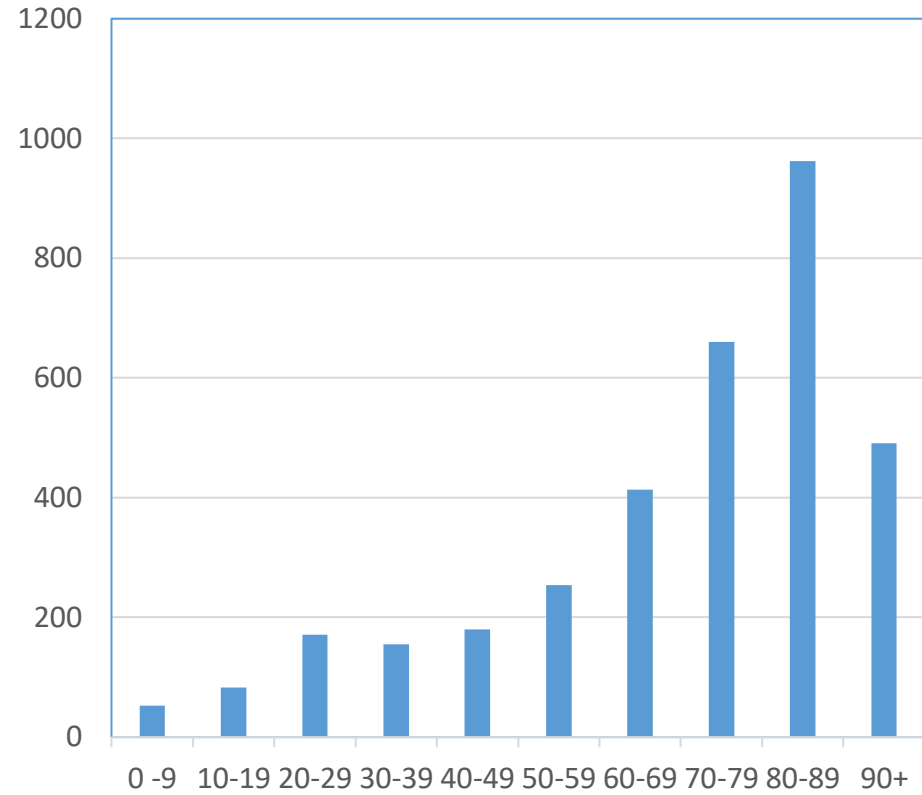
Calls by Time of Day	Quantity	%
12:00am – 05:59am	339	8.9
06:00am – 11:59am	1255	33.0
12:00pm – 05:59pm	1554	40.8
06:00pm – 11:59pm	660	17.3



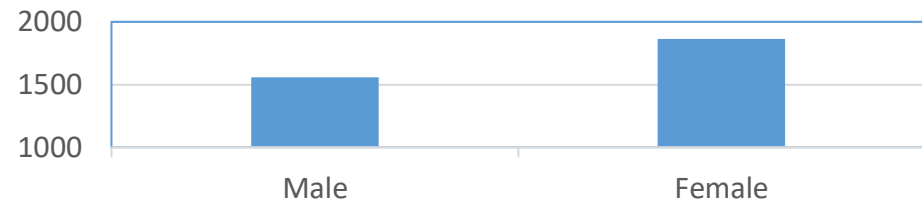
Call Location by Municipality	Quantity	%
Ephrata Borough	1770	46.5
Ephrata Township	1049	27.5
Akron Borough	208	5.5
Clay Township	243	6.4
West Earl Township	140	3.7
West Cocalico Township	34	0.9
Earl Township	8	0.2
East Cocalico Township	51	1.3
East Hempfield Township	67	1.8
Lancaster City	88	2.3
Other	150	3.9

Call Location by Location Type	Quantity	%
Residence	1764	46.3
Wellspan ECH	354	9.3
Other Hospitals	82	2.2
Extended Care Facilities	622	16.3
Doctor's Office	456	12.0
School	20	0.5
Business	180	4.7
Public Place	38	1.0
Recreation Site	19	0.5
Highway / Street	216	5.7
Other	57	1.5

Age of Patient	Quantity	%
Newborn – 9	52	1.5
10 – 19	83	2.4
20 – 29	171	5.0
30 – 39	155	4.5
40 – 49	180	5.3
50 – 59	254	7.4
60 – 69	413	12.1
70 – 79	660	19.3
80 – 89	962	28.1
90 and over	491	14.4



Sex of Patient	Quantity	%
Male	1556	45.5
Female	1865	54.5



Ambulance Crew	Responses	%	Ambulance Unit	Mileage	%
First crew	2572	88.8	Ambulance #1	7800	28.9
Second crew	287	9.9	Ambulance #2	8248	30.5
Third crew	37	1.3	Ambulance #3	10984	40.6
Ambulances Total	2896		Total	27032	

Paratransit Van	Responses	%	Mileage	%
#1	508	55.7	6852	55.8
#2	270	29.6	3603	29.3
#3	134	14.7	1823	14.8
Vans Total	912		12278	

Squad Vehicle	9	1702
----------------------	----------	-------------

ECAA Totals	3808	41012
--------------------	-------------	--------------

Destination Hospital	Quantity	%
WellSpan Ephrata Community Hospital	1677	79.0
Lancaster General Hospital	278	13.1
Penn State Health Lancaster Medical Center	4	0.2
UPMC Pinnacle Lititz	30	1.4
Hershey Medical Center	8	0.4
Reading Hospital & Medical Center	24	1.1
WellSpan York	1	0.0
WellSpan Good Samaritan	1	0.0
Lebanon VA	9	0.4
Helicopter Landing Zone	7	0.3
Other	83	3.9

Calls Assisted by Paramedics	Quantity	%
Medic 04-10/20 (WECH)	1435	90.5
Medic 04-30 (WECH)	62	3.9
Medic 04-40 (WECH)	51	3.2
Medic 85 (WCAA)	22	1.4
Medic 86 (NWEMS)	10	0.6
Medic 82 (MTAA)	4	0.3
Medic 06 (LEMSA)	1	0.1
Total	1585	

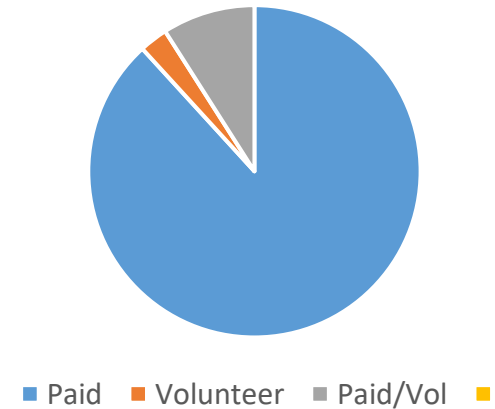
Calls Assisted by Fire Departments	Quantity	%
Station 12 (Akron)	50	11.9
Station 15 (Ephrata)	116	27.6
Station 16 (Lincoln)	89	21.2
Station 19 (Schoeneck)	21	5.0
Station 29 (West Earl)	22	5.2
Station 35 (Farmersville)	16	3.8
Others	106	25.2
Total	420	

Calls with non-ECAA BLS units	Quantity	%
Assisting non-ECAA BLS units	29	1.0
Covering for non-ECAA BLS units	133	4.8
Assisted by non-ECAA BLS units	22	0.8
Covered by non-ECAA BLS units	295	10.6

Calls Assisted by Police Departments	Quantity	%
Ephrata PD	483	69.8
West Earl PD	128	18.5
Northern Lancaster Regional PD	58	8.4
East Cocalico PD	20	2.9
Earl Twp	0	0.0
PA State Police	3	0.4
Total	692	

Call Crew Structure	Quantity	%
Paid	3359	88.2
Volunteer	105	2.8
Paid / Volunteer Combination	344	9.0

Crew Structure

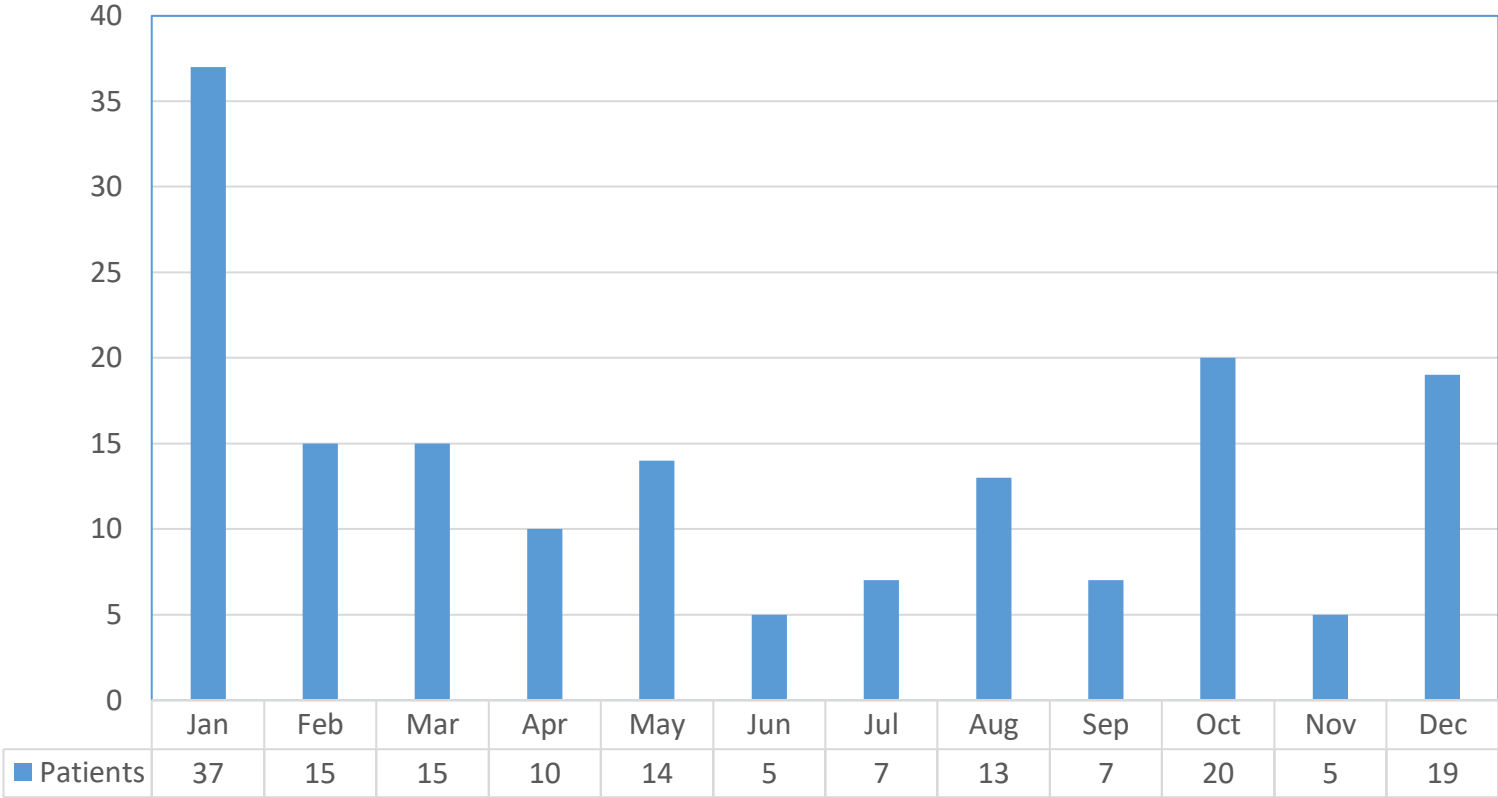


Type of Emergency	Quantity	%
Abrasion/Laceration	41	1.5
Burns	4	0.1
Cardiac Arrest	31	1.1
Cardiac Symptoms	220	7.9
Choking	5	0.2
CVA (Stroke)	75	2.7
Diabetic	45	1.6
Difficult breathing	147	5.3
DOA	7	0.3
Emergency transfer	16	0.6
Emotional problem	127	4.6
Fall victim	183	6.6
Fire call	36	1.3
Fracture/Injury	322	11.6

Type of Emergency	Quantity	%
Hemorrhaging	40	1.4
Maternity	4	0.1
MVA – Motorcycle	6	0.2
MVA – Cars/trucks	133	4.8
Nausea	150	5.4
Overdose	58	2.1
Pain	331	11.9
Pedestrian struck	14	0.5
Seizures	43	1.5
Syncope/vertigo	120	4.3
Unresponsive	84	3.0
Vomiting	143	5.1
Weakness	290	10.4
Other	103	3.7

COVID-19 Coronavirus Activity

COVID Positive Patients Transported



YTD = 167