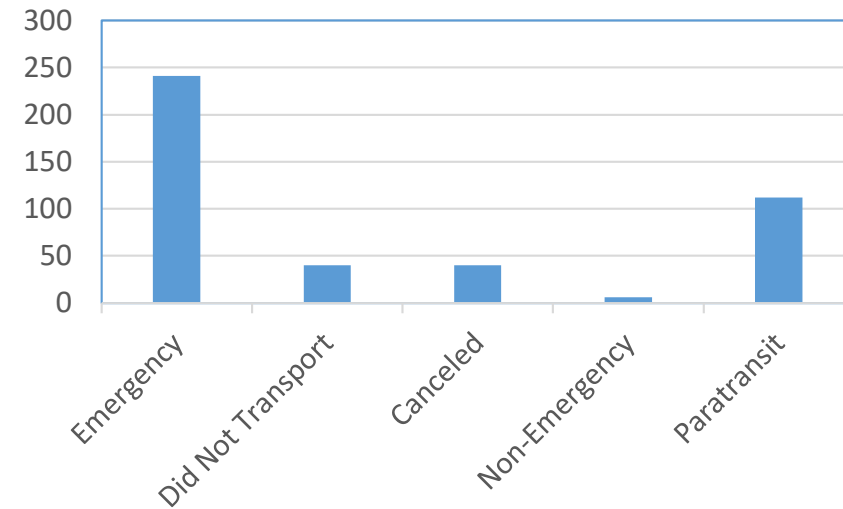


Ephrata Community Ambulance Association

Monthly Operations Report

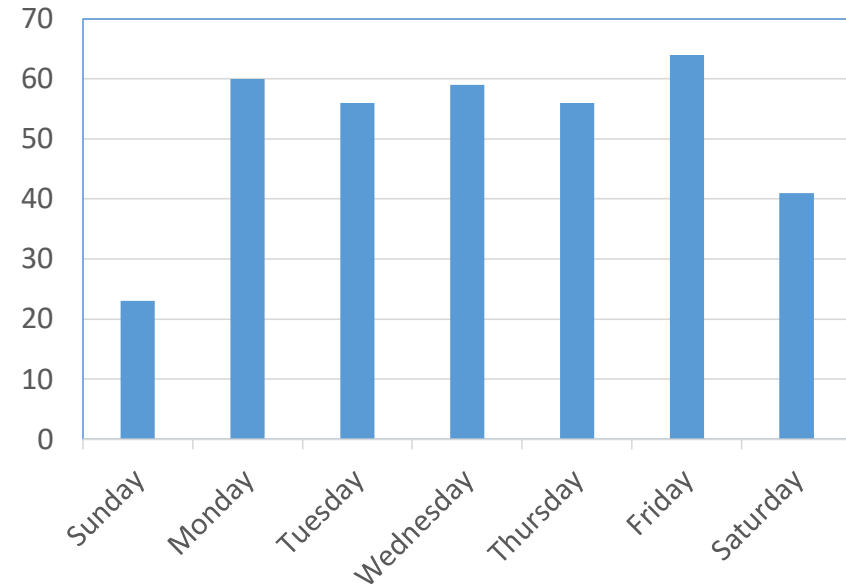
August 2019

Calls by Type	Quantity
Emergency	241
Did Not Transport	40
Call Canceled	40
Non-Emergency	6
Paratransit	112
Total Calls	359

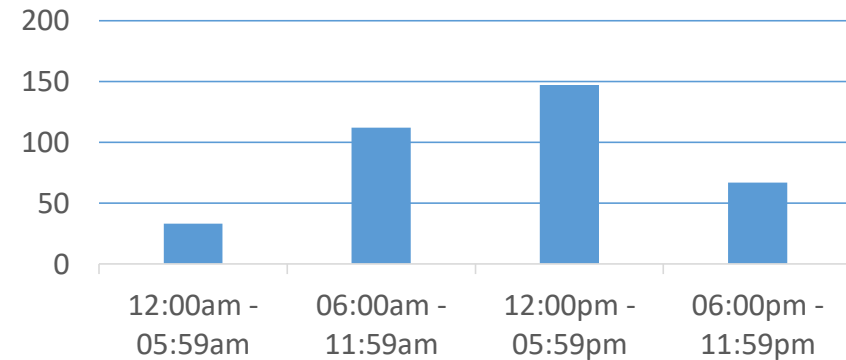


Time in Service = 317 hours and 32 minutes

Calls by Day of Week	Quantity
Sunday	23
Monday	60
Tuesday	56
Wednesday	59
Thursday	56
Friday	64
Saturday	41



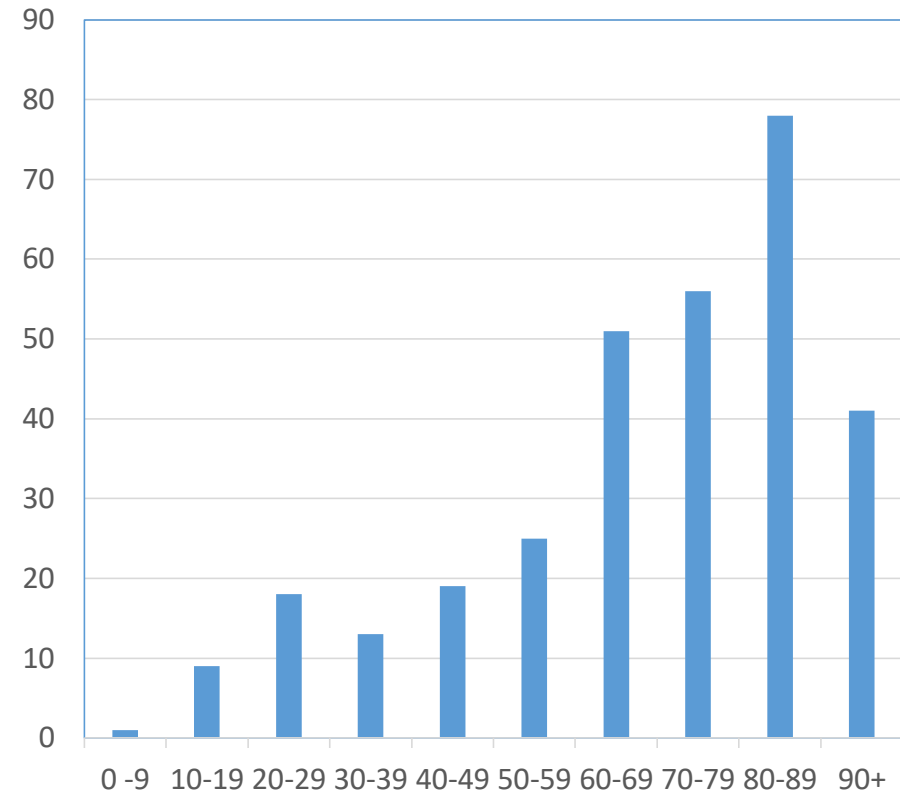
Calls by Time of Day	Quantity
12:00am – 05:59am	33
06:00am – 11:59am	112
12:00pm – 05:59pm	147
06:00pm – 11:59pm	67



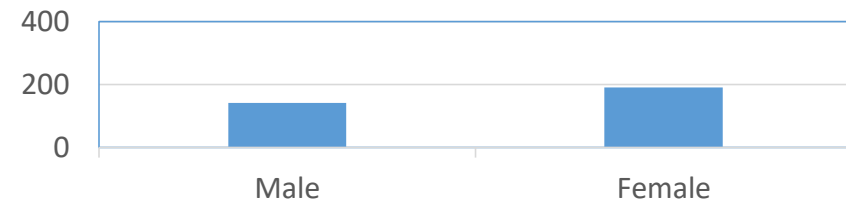
Call Location by Municipality	Quantity
Ephrata Borough	167
Ephrata Township	102
Akron Borough	9
Clay Township	17
West Earl Township	11
West Cocalico Township	4
Earl Township	3
East Cocalico Township	13
East Hempfield Township	7
Lancaster City	12
Other	14

Call Location by Location Type	Quantity
Residence	120
Wellspan ECH	48
Other Hospitals	7
Extended Care Facilities	63
Doctor's Office	54
Church	0
School	3
Business	23
Public Place	1
Recreation Site	1
Highway / Street	39
Other	0

Age of Patient	Quantity
Newborn – 9	1
10 – 19	9
20 – 29	18
30 – 39	13
40 – 49	19
50 – 59	25
60 – 69	51
70 – 79	56
80 – 89	78
90 and over	41



Sex of Patient	Quantity
Male	141
Female	170



Ambulance Crew	Responses	Ambulance Unit	Mileage
First crew	219	Ambulance #1	753
Second crew	27	Ambulance #2	224
Third crew	1	Ambulance #3	1911
Fourth crew	0	Ambulance #4	0
Ambulances Total	247	Total	2888

Paratransit Van	Responses	Mileage
#1	43	746
#2	47	741
#3	15	338
#4	7	93
Vans Total	112	1918

ECAA Squad Vehicle Total		98
---------------------------------	--	-----------

ECAA Vehicle Totals	359	4904
----------------------------	------------	-------------

Destination Hospital	Quantity
WellSpan Ephrata Community Hospital	116
Lancaster General Hospital	34
UPMC Pinnacle Lititz	0
UPMC Pinnacle Lancaster	0
Hershey Medical Center	4
Reading Hospital & Medical Center	5
WellSpan York	3
WellSpan Good Samaritan	0
Lebanon VA	0
Helicopter Landing Zone	2
Other	3

Calls Assisted by Paramedics	Quantity
Medic 04-10/20	118
Medic 04-30	2
Medic 04-40	3
Medic 85	2
Medic 86	2
Medic 82	0
Medic 06	0
Total	127

Calls Assisted by Fire Departments	Quantity
Station 12 (Akron)	2
Station 15 (Ephrata)	16
Station 16 (Lincoln)	14
Station 19 (Schoeneck)	4
Station 29 (West Earl)	4
Station 35 (Farmersville)	2
Others	14
Total	56

Calls with non-ECAA BLS units	Quantity
Assisting non-ECAA BLS units	5
Covering for non-ECAA BLS units	3
Assisted by non-ECAA BLS units	3
Covered by non-ECAA BLS units	13

Calls Assisted by Police Departments	Quantity
Ephrata PD	43
Akron PD	2
West Earl PD	5
Northern Lancaster Regional PD	9
East Cocalico PD	1
PA State Police	3
Total	63

Call Crew Structure	Quantity
Paid	309
Volunteer	30
Paid / Vol Combination	20

Non-Emergency Calls	Quantity
Public Service	0
Standbys	1
Training	0

Type of Emergency	Quantity
Abrasion/Laceration	1
Burns	0
Cardiac Arrest	2
Cardiac Symptoms	14
Choking	0
CVA (Stroke)	5
Diabetic	5
Difficult breathing	14
DOA	0
Emergency transfer	13
Emotional problem	6
Fall victim	16
Fire call	3
Fracture/Injury	39

Type of Emergency	Quantity
Hemorrhaging	3
Maternity	0
MVA – Motorcycle	1
MVA – Cars/trucks	19
Nausea	7
Overdose	5
Pain	29
Pedestrian struck	0
Seizures	8
Syncope/vertigo	14
Unresponsive	7
Vomiting	2
Weakness	23
Other	5